

10 ГОДИНИ  
BULGARIA IN FIGURES®



# МЯСТО НА БЪЛГАРИЯ В СВЕТОВНИТЕ КЛАСАЦИИ



2019 INDEX OF ECONOMIC FREEDOM

Global Competitiveness Report



The Washington Times

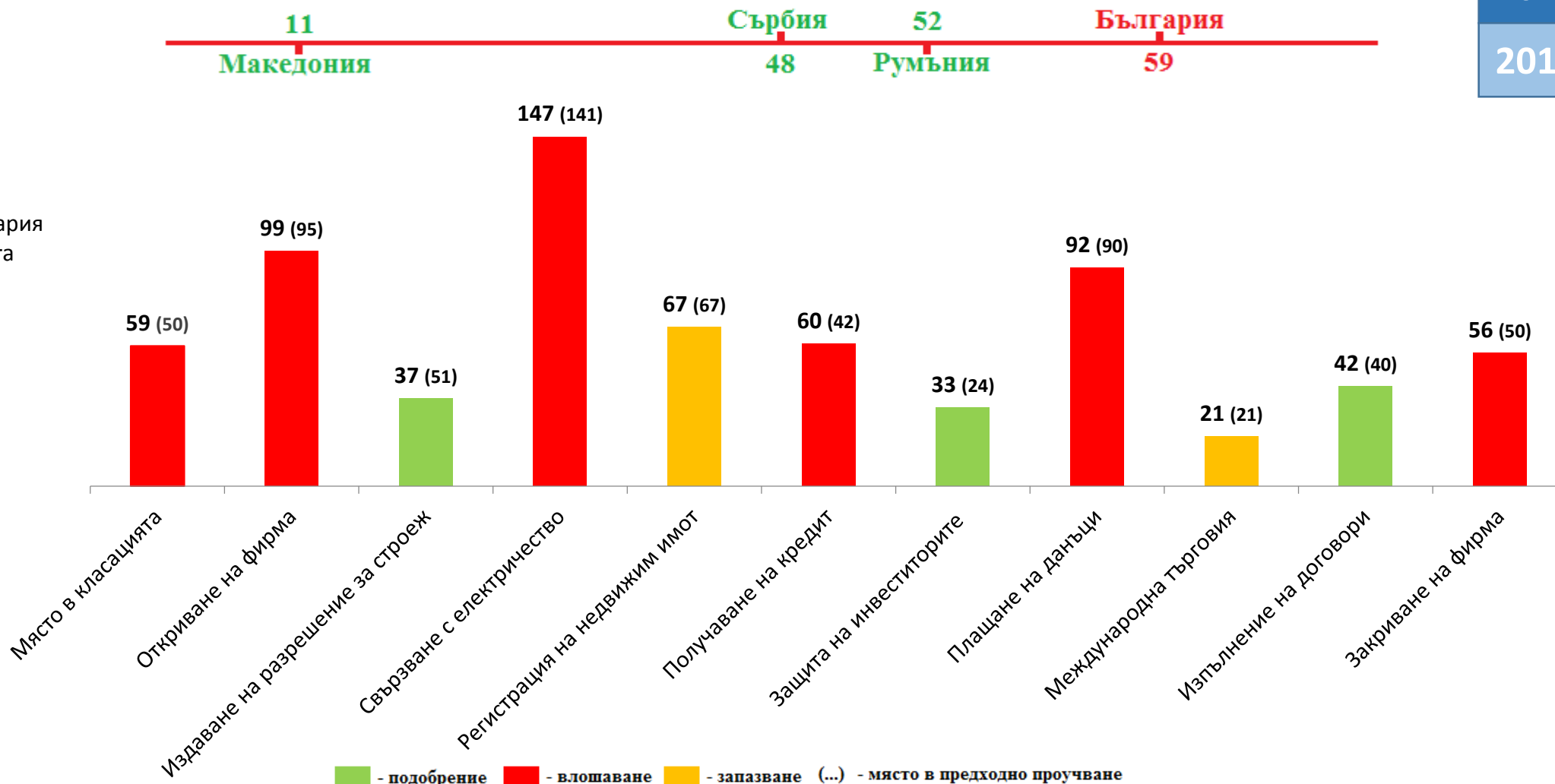
INDEX OF ECONOMIC FREEDOM



2019 59 / 190

2018 50 / 190

Място на България  
в класацията



11  
Македония

Сърбия  
48

52  
Румъния

България  
59

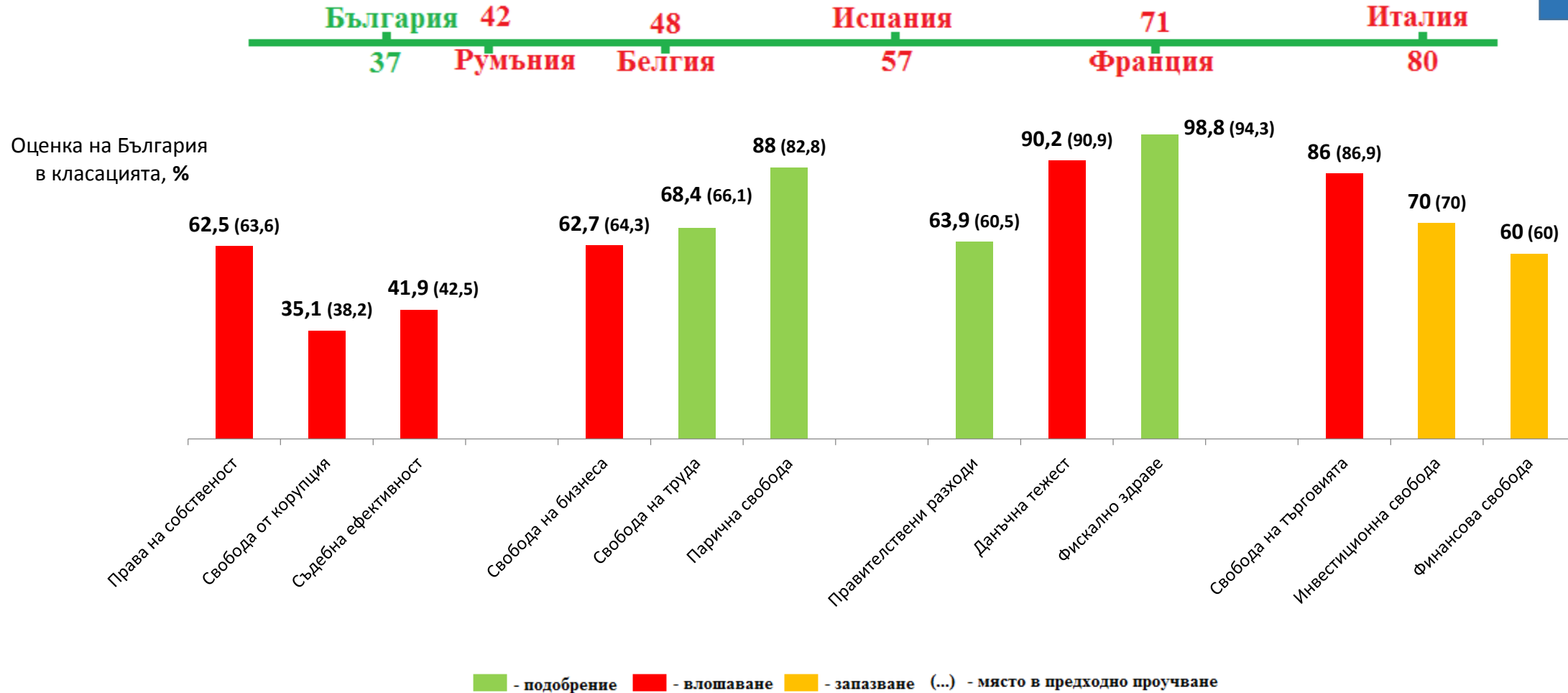
# 2019 INDEX OF ECONOMIC FREEDOM

Индекс на икономическа свобода,  
The Heritage Foundation 2019

The Heritage Foundation

2019 37 / 180

2018 47 / 180



# Global Competitiveness Report 2018

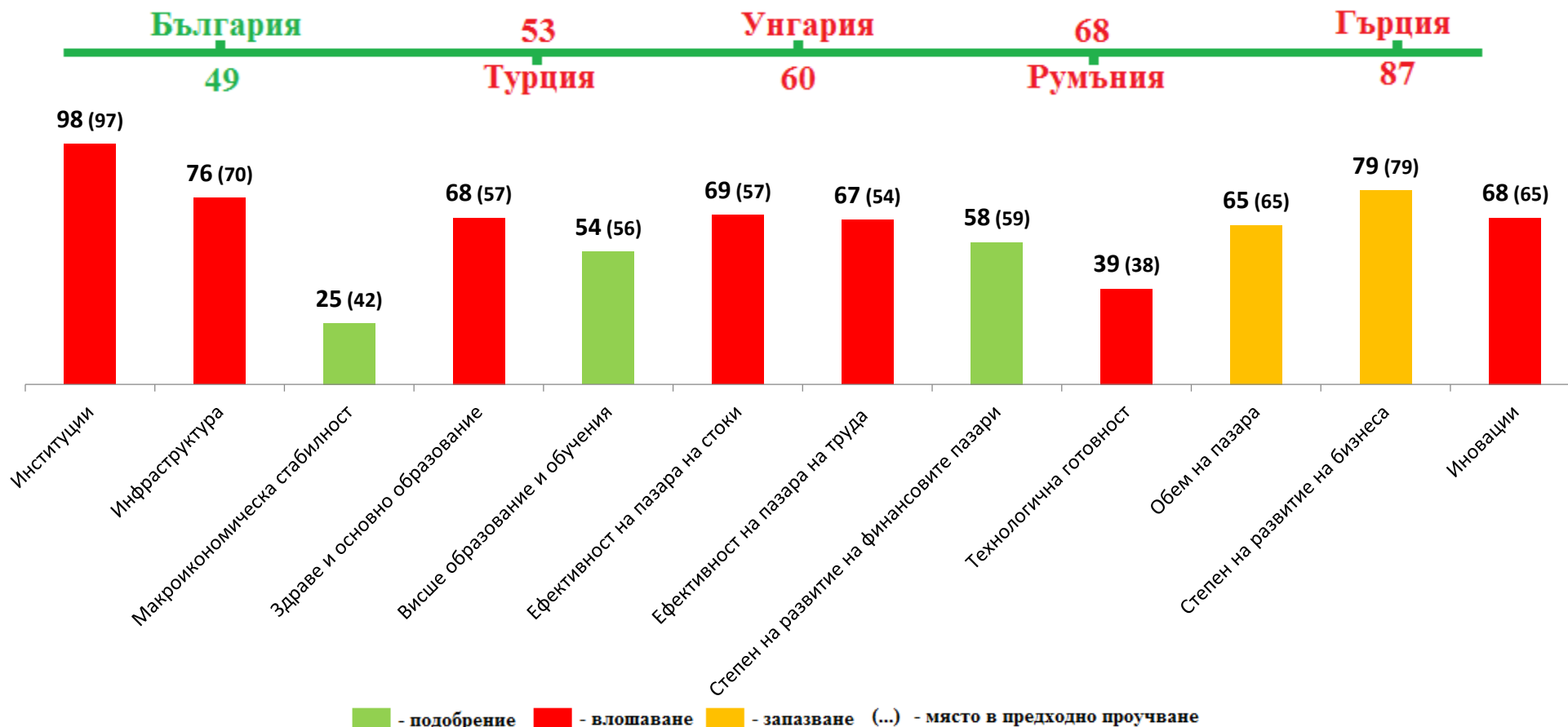


Индекс на конкурентоспособност,  
World Economic Forum 2018

2017-2018 49 / 137

2016-2017 50 / 138

Място на България  
в класацията





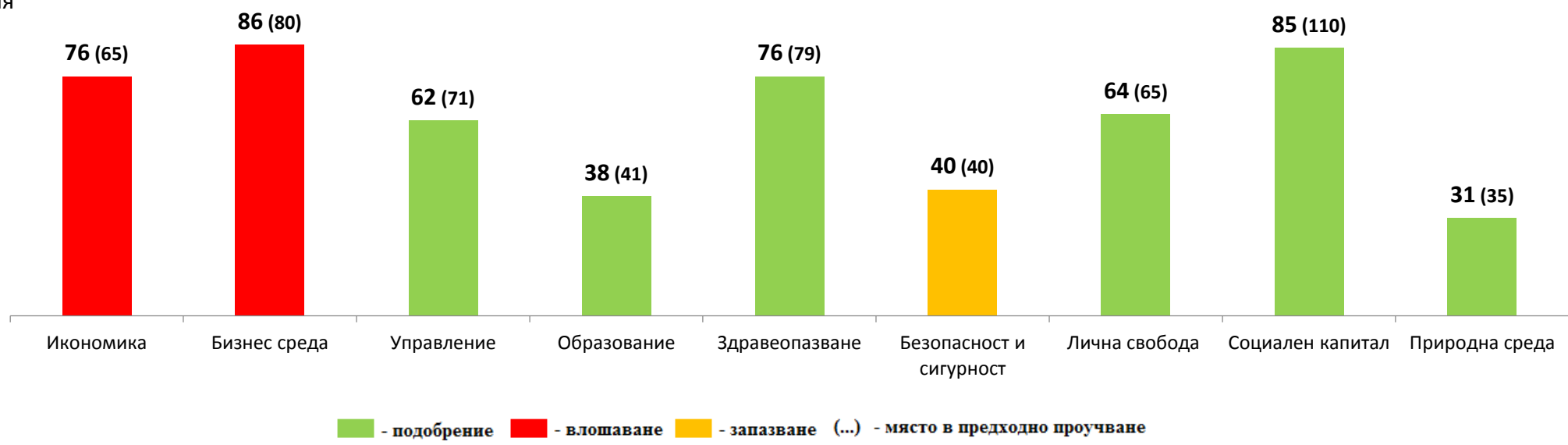
# The Legatum Prosperity Index™

## 2018

2018	47 / 149
2017	51 / 149



Място на България в класацията



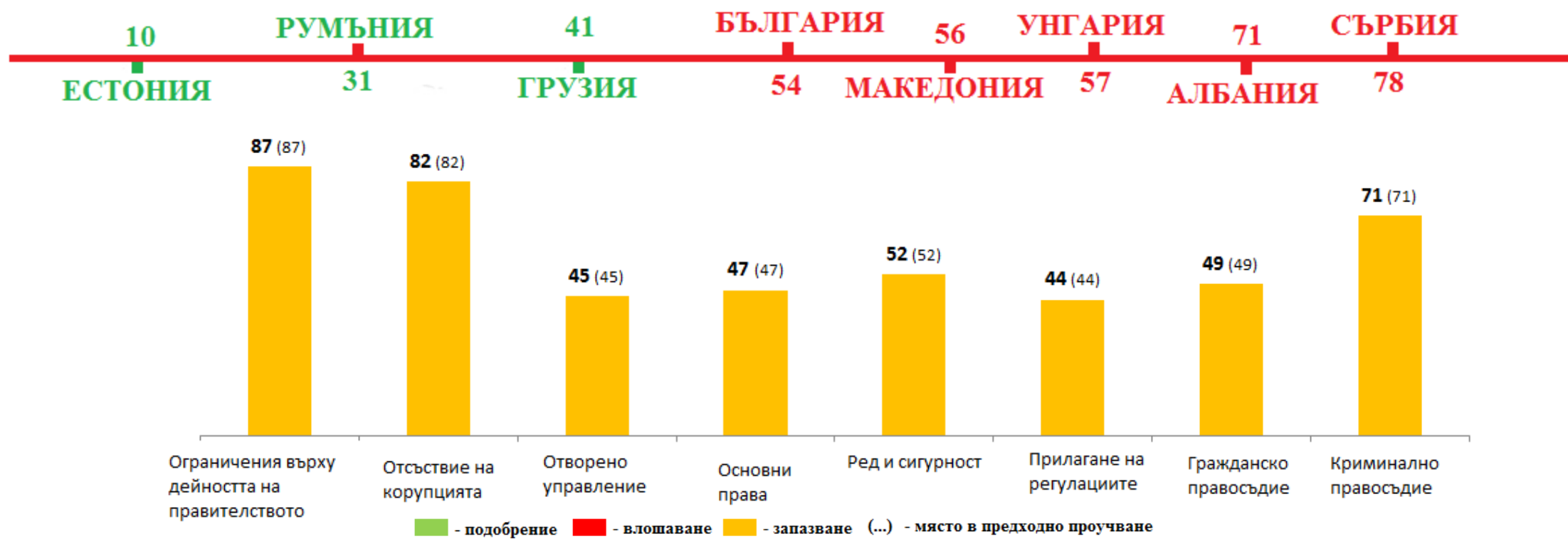
World Justice Project

# Rule of Law Index<sup>®</sup>

2019



2019	54 / 126
2018	55 / 113





## Позитивни резултати за икономиката

### Main indicators – actual data

	2014	2015	2016	2017	2018
GDP (mill. EUR)	42 823	45 288	48 128	51 622	55 181
GDP real growth rate (%)	1,8	3,5	3,9	3,8	3,1
Inflation (%)	-1,4	-0,1	-0,8	2,1	2,8
Government deficit/ surplus (% of GDP)	-5,4	-1,7	0,1	1,2	2,0
Exports (mill. EUR)	22 105	22 982	24 126	27 916	28 247
Imports (mill. EUR)	26 126	26 357	26 181	30 286	32 169
Employment rate (%)	61,0	62,9	63,4	66,9	67,7
Unemployment rate (%)	11,4	9,1	7,6	6,2	5,2

Source: Eurostat, Bulgaria National Bank, National Statistical Institute

### Macroeconomic forecast

	2019	2020	2021	2022
GDP (mill. EUR)	59 022	62 800	66 705	70 780
GDP (real growth rate %)	3,4	3,3	3,3	3,3
Exports (real growth rate %)	1,8	2,0	1,8	1,7
Imports (real growth rate %)	5,0	3,3	3,2	3,2
Average inflation rate (%)	1,8	2,5	2,3	2,2
Unemployment rate (%)	4,6	4,1	4,0	4,0

Source: Ministry of Finance of the Republic of Bulgaria



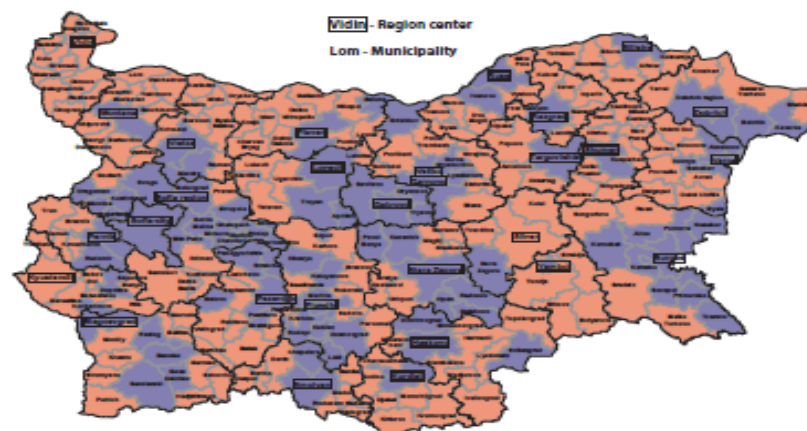


## FOCUS ON TAXATION

Flat-tax system is introduced in Bulgaria – a single 10% rate applied on personal income and a 10% rate applied on corporate income. Value-added tax in Bulgaria is 20%, with the exception of hotel services, where a reduced rate of 9% is applied.

In Bulgaria taxpayers are released from payment of corporate tax in regions with high unemployment rates. In 2018 about 2/3 of municipalities – 169 (of total 265 in Bulgaria) had 25% higher than the average rate of unemployment for the country and there is 0% corporate income tax.

### Unemployment by municipalities – 0% corporate tax in regions shown in orange

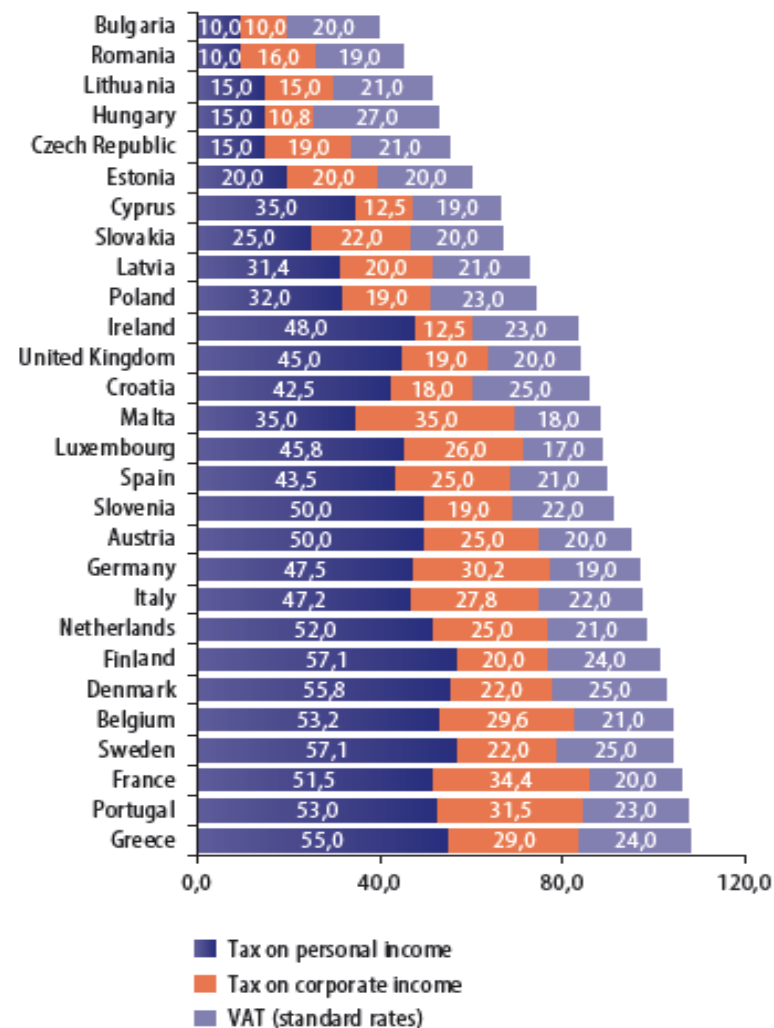


- Municipalities with an unemployment rate lower than the country's average or an unemployment rate equal to or higher than the country's average (Art. 3, (8) RAIPA)
- Municipalities with an unemployment rate 25% higher than the country's average (Art. 183, (1) CITA; Art. 3, (8) RAIPA)

Source: Bulgarian Chamber of Commerce and Industry, Ministry of finance of the Republic of Bulgaria

Bulgaria is the third least tax burdened country in the EU as of 2017: The overall tax-to-GDP ratio in Bulgaria is 29.5% for 2017, compared to an EU average of 40.2%.

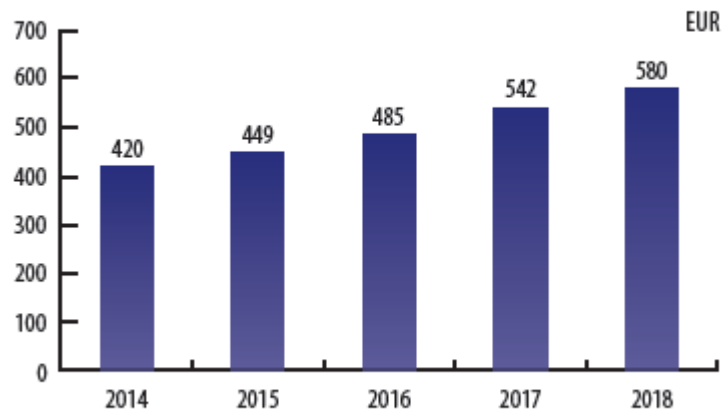
### Top statutory income tax rates and standard VAT rates (2018), %



Source: Eurostat

## Пазар на труда

### Average monthly salary of employees by labor contract

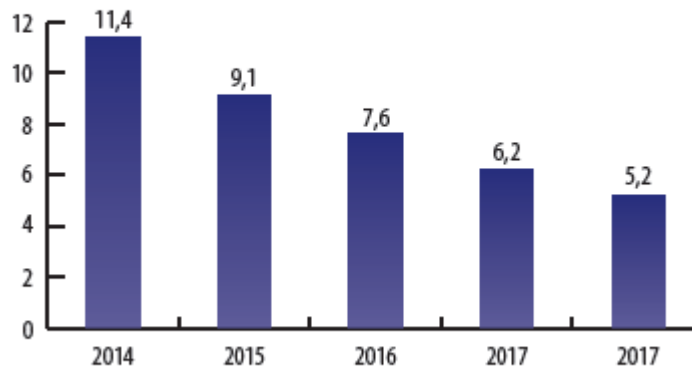


Source: National Statistical Institute, Bulgarian Chamber of Commerce and Industry

Средната работна заплата продължава да се увеличава със 7% ръст спрямо 2017г., достигайки 580 EUR

Безработицата спада повече от двойно за последните 5 години. В някои градове на практика безработица почти няма, а има недостиг на всякакъв вид кадри.

### Unemployment



Source: National Statistical Institute

### Employment

	2014	2015	2016	2017	2018
Employment rate (15-64 years), %	61,0	62,9	63,4	66,9	67,7
	Thousand				
Total employment	2 981	3 032	3 017	3 150	3 153
Employees in private enterprises	1 904	1 968	1 982	2 102	2 114
Employees in public enterprises	706	699	681	674	672
Self-employed	238	237	228	235	227
Employers	114	108	107	115	117
Unpaid family workers	21	20	19	25	24

Source: National Statistical Institute

Заетостта на населението също продължава да расте. Задълбочава се проблемът с недостига на работна ръка, което е проблем не само в България, а и в ЕС.



**Цветан Симеонов,**

Председател на

Българска търговско-промишлена палата

1058 София, ул. Искър 9

+359 2 8117 454