



CHAMBER OF COMMERCE AND INDUSTRY OF THE REPUBLIC OF MOLDOVA

YOUR PARTNER IN BUSINESS DEVELOPMENT



1100 MEMBERS




10 BRANCHES



THE REPUBLIC OF MOLDOVA – YOUR BRIDGE TO WEST AND EAST

FREE TRADE AGREEMENTS WITH:

- 2014 • European Union – Moldova Association Agreement // (DCFTA)
- 2012 • Community of Independent States (CIS)
- 2017 • Turkey
- 2007 • CEFTA countries
- 2002 • GUAM countries

 Member of the World Trade Organization (WTO) – 2001

Agreements on mutual promotion and protection of investments (34 countries)

 Launched negotiations with China



Countries Overview



The image part with relationship ID r1615 was not found in the file.

The image part with relationship ID r1615 was not found in the file.

The image part with relationship ID r1615 was not found in the file.

The image part with relationship ID r1617 was not found in the file.

The image part with relationship ID r1619 was not found in the file.



Population
2019

3,5
million

7.0
million

GDP per capita
USD, 2019

3 716

9 026

GDP
USD Billion, 2019

11,96

67,93

Ease of Doing Business
2020

48

61

Trade
Export, thousand USD, 2019

63 957
MD-BG

56 212
BG-MD


Moldovan Trade Structure – exports 2019

Total volume of Moldovan exports
2779,1 mln. USD

+2.,69% 



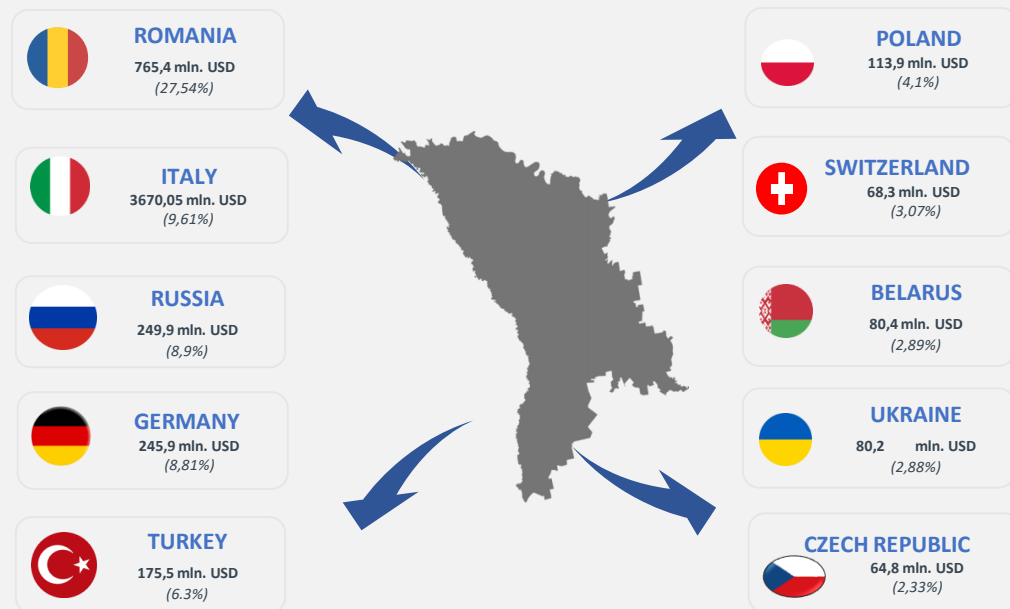
European Union

1830,1 mln. USD
(65,87%)
-1.68 



Commonwealth
of Independent States

434,1 mln. USD
(15,65%)
+4.57% 



Moldovan Trade Structure – Imports 2019

Total volume of Moldovan imports
5842,34 mln. USD

+1,43% 




European Union

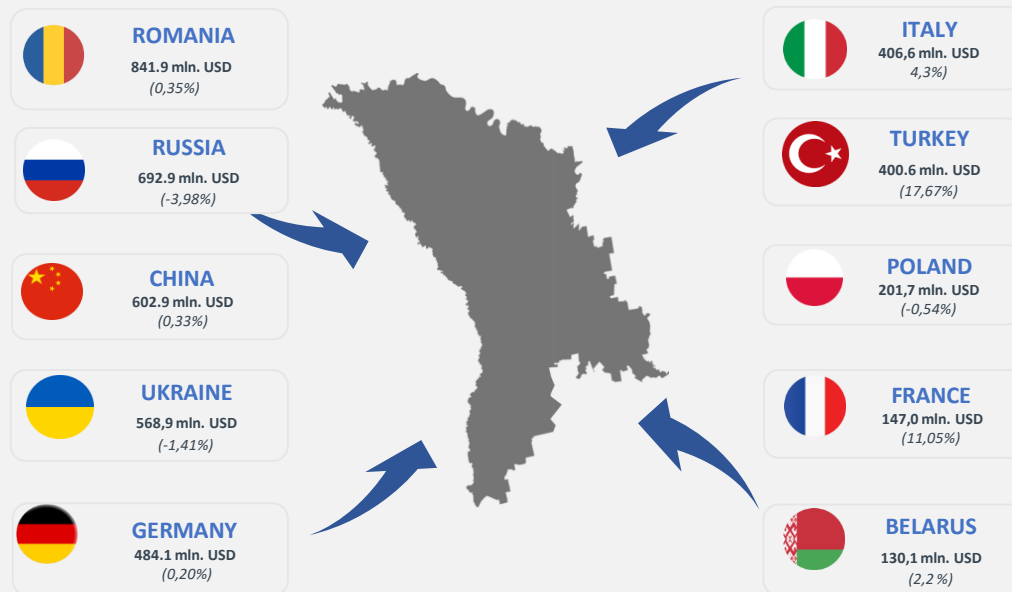
2889.7 mln. USD
(49,46%)
 +1,37%

Other countries – 25,4%



Commonwealth
of Independent States

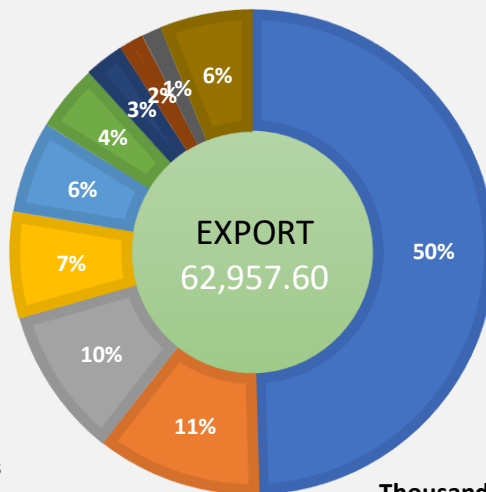
1417.57 mln. USD
(24,26%)
 -2,2%



Moldova – Bulgaria trade relations, 2019

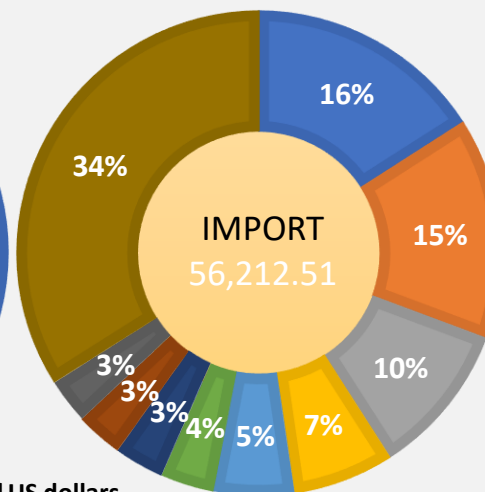
Moldova, Republic of's exports to Bulgaria

- Oil seeds and oleaginous fruits; miscellaneous grains, seeds and fruit; industrial or medicinal
- Electrical machinery and equipment and parts thereof; sound recorders and reproducers, television
- Optical, photographic, cinematographic, measuring, checking, precision, medical or surgical . . .
- Iron and steel
- Beverages, spirits and vinegar
- Glass and glassware
- Sugars and sugar confectionery
- Edible vegetables and certain roots and tubers
- Machinery, mechanical appliances, nuclear reactors, boilers; parts thereof
- Others



Moldova, Republic of's imports from Bulgaria

- Mineral fuels, mineral oils and products of their distillation; bituminous substances
- Plastics and articles thereof
- Pharmaceutical products
- Machinery, mechanical appliances, nuclear reactors, boilers;
- Glass and glassware
- Electrical machinery and equipment and parts thereof; sound recorders and reproducers, television
- Explosives; pyrotechnic products; matches; pyrophoric alloys; certain combustible preparations
- Articles of iron or steel
- Soap, organic surface-active agents, washing preparations, lubricating preparations, artificia
- Others

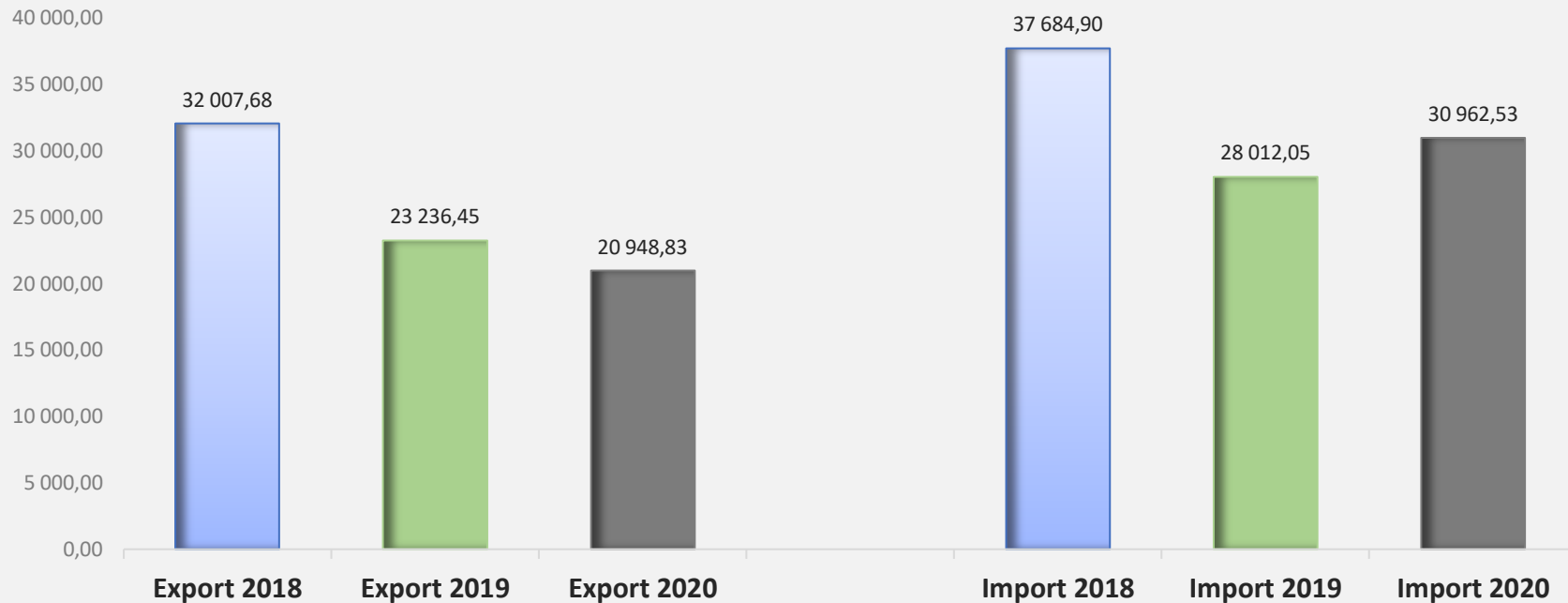


Thousand US dollars

Coronavirus Impacts Moldova-Bulgaria Bilateral Trade

January-July (2018, 2019, 2020)

Thousand US dollars



The National Strategy for Investment and Export Promotion 2016 - 2020

Agrifood

**Automotive &
Electronics**

ICT &BPO








T AFL

Tourism

Infrastructure



AGRICULTURE AND FOOD PROCESSING SECTOR

| | |
|---|---------------------------|
|  | Viticulture and Wine |
|  | Fruits and Vegetables |
|  | Walnut Growth and Sorting |
|  | Cereal Crops |
|  | Sugar Production |
|  | Organic Farming |
|  | Oleaginous Plants |

more than 40%
of exports



- **12%** Share of agricultural production in GDP
- Export in **70 +** countries
- **85% of the country's foreign trade** - EU & CSI
- One of the **largest suppliers** of nuts to EU

Key facts:

- 187 wineries
- No. 1 with the highest density of vineyards in the world
- No. 6 in Europe by vines surface
- **GUINNESS BOOK -Largest wine cellar by number of bottles (over 1.5 million bottles)**
- Underground wine city - galleries over 70 km
- National Wine Day (18 editions)

- 980 enterprises working for Wine and Oenotourism
- 6 institutions of Education, Research and Technology
- every 4th active Moldovan - involved in the wine sector (52 000 viticulturists)

🔥 **First position in agri-food export (+11%)**

🔥 **19-th** wine producer in the world

🔥 **14%** of value created in agri-food industry

🔥 **6%** of Moldova's total export

🔥 **2%** of the GDP

🔥 **3%** of the territory of the country

🔥 **7%** agricultural surfaces

VALUE (EXW, mln. \$)



TEXTILE, APPAREL, FOOTWEAR AND LEATHER INDUSTRY

| | |
|---|--------------------|
|  | Textile |
|  | Apparel |
|  | Leather |
|  | Accessories |
|  | Footwear |
|  | Carpets |



- 20% of the country's total export volume
- 86% is exported to the EU countries
- Burberry, Moncler, Nike Armani, Max Mara, Zara produce in Moldova
- **Orders** are executed and delivered on average within **2 weeks**
- Most major destinations both from the **EU and CIS** can be reached within **2 truck days**

Automotive and Machine Building Sector

| | |
|--|--|
|  | Cable Assemblies and Wiring Harnesses |
|  | Carpets/ Rugs |
|  | Electronic Components and Systems |
|  | Foams/ Felts |
|  | Rubber Components |
|  | Injection/ Molded parts |
|  | Fastening systems (seatbelts) |
|  | Car seat covers, trim |

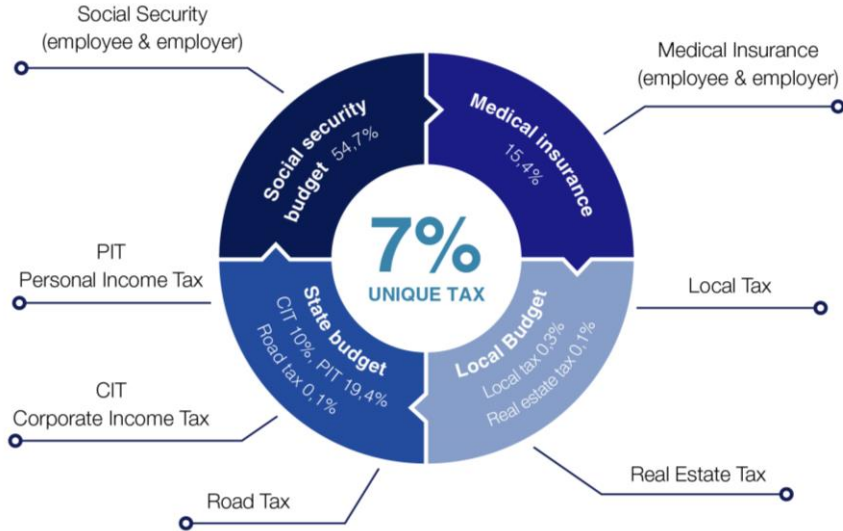


Success Stories

- Draexlmaier Automotive (wiring harnesses) 4th plant opened in 2018
- Gebauer & Griller (cables) – 2nd plant in 2017
- Fujikura Automotive (wiring harnesses) – 2nd plant opened in 2018

Unique Tax Charged by residents of IT Parks

7% of the sales income*

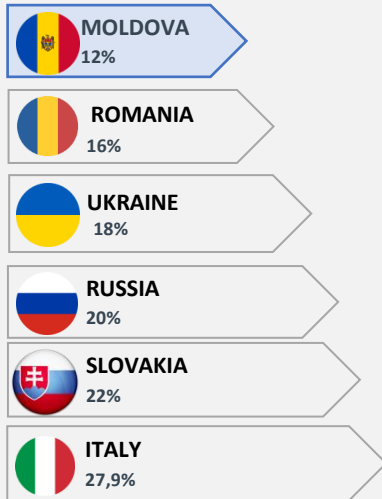


- 431 currently residing IT companies
- 115 of them - foreign companies, originating from 31 countries
- 153 of them - new created companies
- 2.2 bln. MDL - turnover in the first year of operations (339 comp.)
- Approx. 7.500 employed IT professionals
- Approx. 2.8 bln. MDL - forecasted turnover for 2019



Investment Friendly Fiscal System


Corporate Income Tax

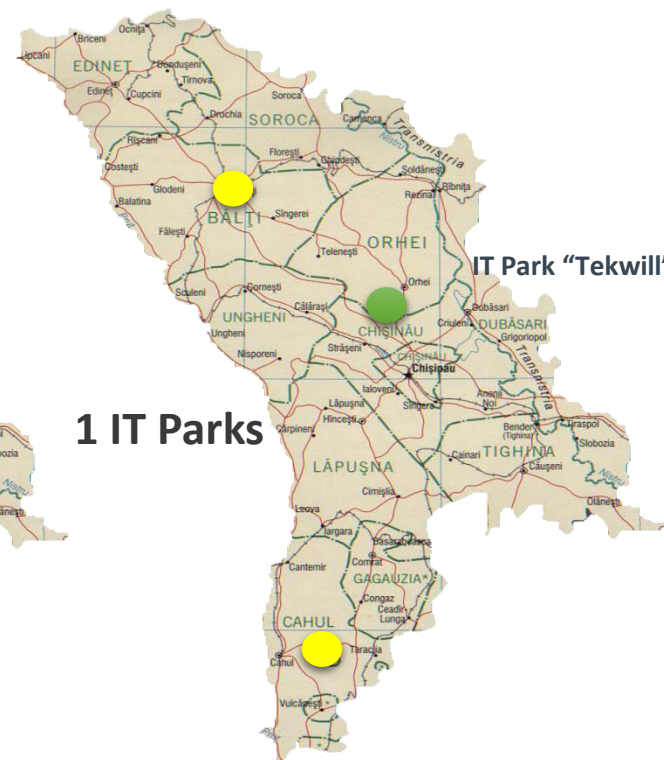


Value Added Tax



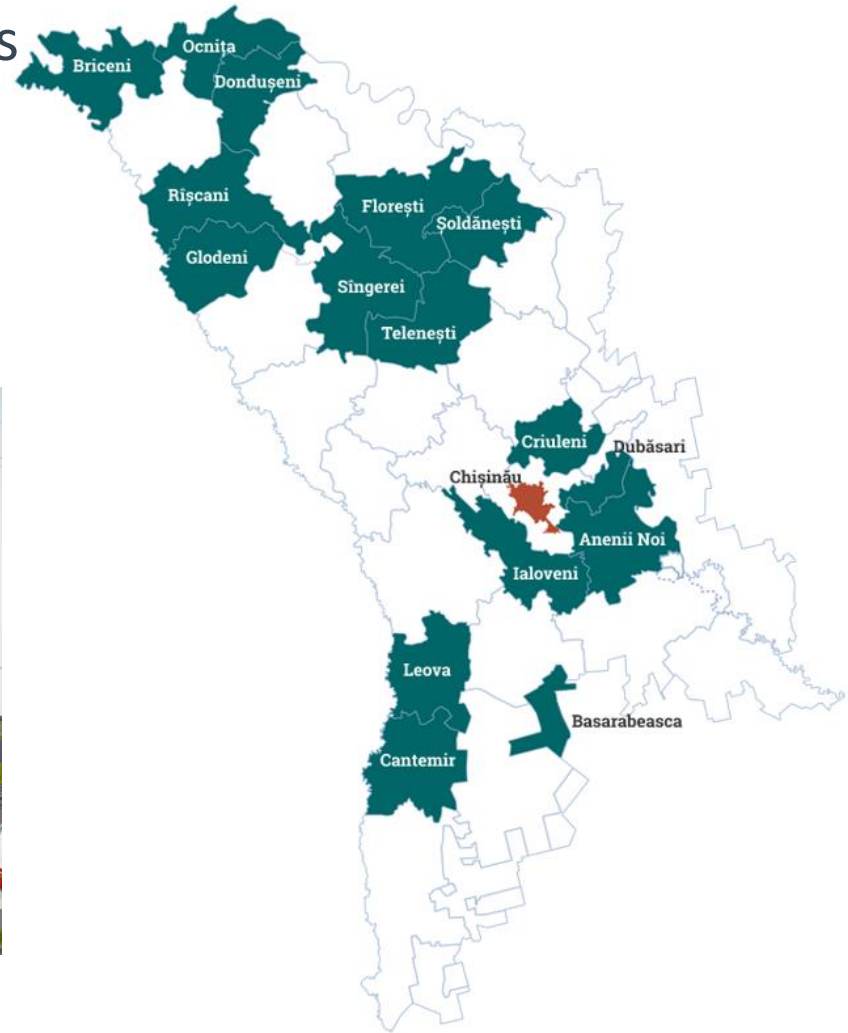
Social Insurance Contributions





16 Multifunctional Industrial Platforms

- ✓ about 300 ha
- within the Country Industrialization Program



Free Economic Zones

INCENTIVES

7 FEZ / 14 subzones

0 VAT + excise duties

3 and 5 years income tax exemption
if investing 1 and 5 millin USD

6% corporate income tax instead of 12%

10 years state warranty in case of change
of legislation



Top reasons to invest in Moldova



PROXIMITY

Easy access to major markets and to OEMs and Tier 1&2 suppliers.

Moldova's exports are largely liberalized to both the European Union and the Commonwealth of Independent States.



LABOR FORCE

Skilled & multilingual workforce (e.g. Romanian, Russian, Turkish, Ukrainian, English, French, German, Italian, etc.).

Lowest labor and production costs in the region (gross ca. 299 EUR/ month, in manufacturing ca. 190-250 EUR).



FRIENDLY ENVIRONMENT

The regular corporate tax rate is only 12% and 20% VAT is reimbursed for exports.

Our Free Economic Zones offer further incentives including a lower rate of corporate tax of 6%, 3% and 0%.



LARGE POTENTIAL

Investors can tap an extensive industrial tradition covering numerous manufacturing sectors. e.g.

Electronics, Assembly of Electronic devices, Metal Processing, Machine Building, etc.

www.trade.gov.md

trade.gov.md/ro



Portalul de Informații Comerciale
al Republicii Moldova

Ro ▾

E-Customs

Căutare... 🔍

Import Export Tranzit

Alte regimuri și
destinații vamale

Originea
mărfurilor

Clasificarea
mărfurilor

Valoarea în vamă a
mărfurilor

Protecția proprietății
intelectuale

AEO și
simplificări
vamale

Contravenții

Contestare

Portalul de Informații Comerciale al Republicii Moldova

Import Republica Moldova *

Export Republica Moldova *

Țara sau regiunea

Selectați ▾

Poziția tarifară sau denumirea

Indicați 🔍

Găsește poziția tarifară 🔍

* Tarifal Vamal Integrat al Republicii Moldova (TARIM)

Caută →

PORTALUL DE INFORMAȚII COMERCIALE
AL REPUBLICII MOLDOVA
WWW.TRADE.GOV.MD



ACCESAȚI NOUL
PORTAL DE INFORMAȚII
COMERCIALE AL
REPUBLICII MOLDOVA

WWW.TRADE.GOV.MD





Home page

English  Logout 


 HOME

 EVALUATION


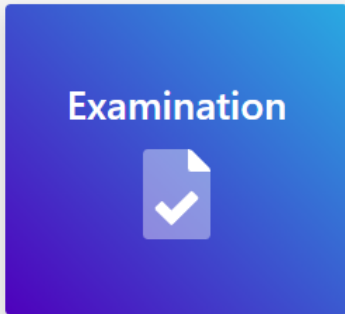

 EXAMINATION

 CERTIFICATION

 PROFILE

 HELP

Create a quick application



Acțiunea este susținută de Agenția Elvețiană pentru Dezvoltare și Cooperare (SDC) în cadrul Proiectului „Optim - Oportunități prin Tehnologii și Inovație în Moldova”, realizat de Helvetas Swiss Intercooperation în parteneriat cu Camera de Comerț și Industrie a Republicii Moldova.



Schweizer Eidgenossenschaft
Confédération suisse
Confederazione Svizzera
Confederaziun svizra

Swiss Agency for Development and Cooperation SDC
Agenția Elvețiană pentru Dezvoltare și Cooperare
Швейцарское сотрудничество на партнерстве и сотрудничестве





Camera de Comerț și Industrie
a Republicii Moldova

**171, Bd Stefan cel Mare si Sfânt, MD-2012
Chisinau, Republic of Moldova**

www.chamber.md

Phone: +373 22 22 15 52

Email: camera@chamber.md